

2020

A N N U A L R E P O R T



LETTER FROM EXECUTIVE DIRECTOR

Dear Member:

We're pleased to present CIRSA's Basic Financial Statements for the years ended December 31, 2020 and 2019. Last year in this letter, we expressed the hope that we would all be able to look back on 2020 and say, "we got through it." Well, we got through it, and if you're reading this, so did you!

2020 ushered in some unprecedented challenges. The worldwide pandemic was just one of those challenges. Wildfires in western and northern Colorado threatened a number of CIRSA member municipalities. We all watched civil unrest unfold around the country, and we are now experiencing the consequences of the state legislature's response. But you, our members, continued to provide essential public services, and we continued to support you as your risk management partner.

Reinsurance costs continued to be high, fueled by the turmoil that 2020 brought. The pandemic created uncertainties in the insurance markets, as did the civil unrest that impacted many communities around the nation. Reinsurers kept a close eye on the Colorado wildfire situation as well. These factors contributed to a continuing "hard market" for insurance.

One unexpected benefit of widespread work-from-home was a reduction in member claims, in both the property/casualty and the workers' compensation arenas. We congratulate you for maintaining your commitment to safety even as you adjusted to a new work environment! Work-from-home also allowed CIRSA to reduce some administrative expenses, with the curtailment of gatherings such as our General Membership Meeting, and a reduction in travel expenses. These factors contributed to an improvement in CIRSA's "bottom line."

We don't know what will be on our "bingo cards" for 2021. We're not sure what the "new normal" will look like, or even whether there will ever be a "new normal." But no matter what happens, we're here to be your resource as you serve your communities and citizens. We truly are Safer Together. Thank you for your continued support of CIRSA.

Sincerely,



Tami A. Tanoue, Executive Director



MESSAGE FROM BOARD CHAIRPERSON

Financial Performance & Growth

Martee Erichson, Board Chairperson



2021 BOARD OF DIRECTORS



Suzanne Leclercq
Vice-Chairperson



Houssin Hourieh
Secretary/Treasurer



Greg Caton
Board Member



Shane Hale
Board Member



Sara Ott
Board Member



Jason Slowinski
Board Member



CONTENTS

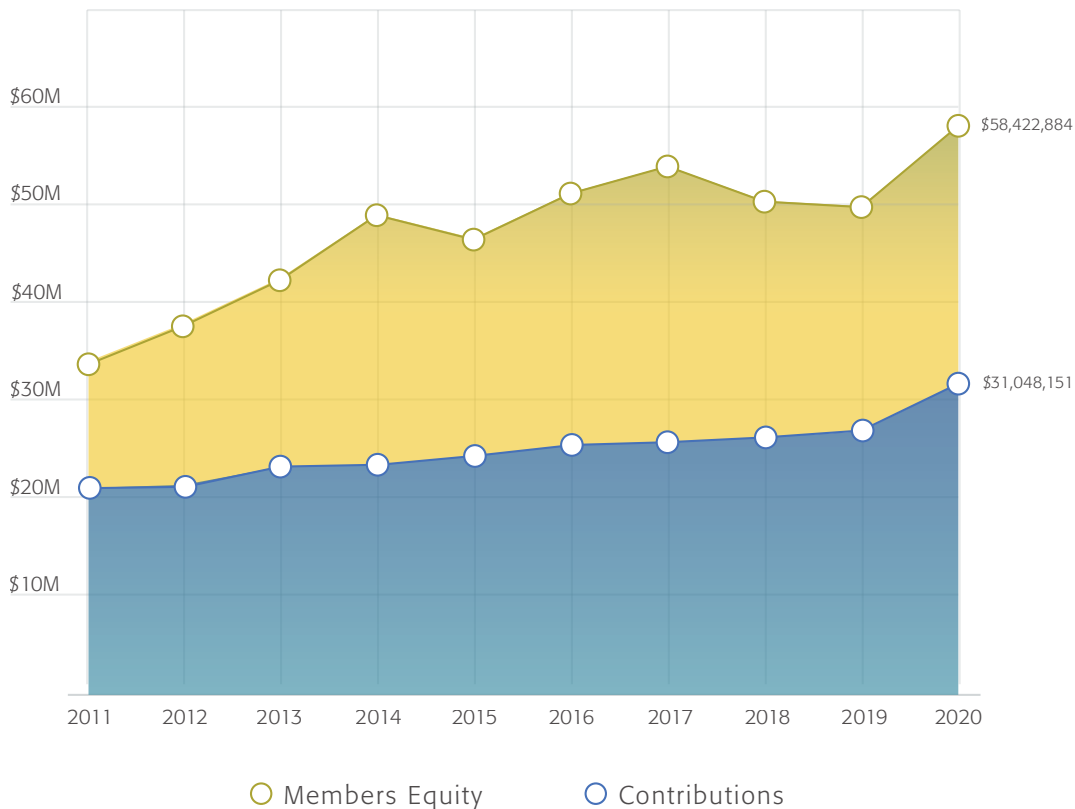
- 5** Contributions & Member Equity
- 6** Total Expenses
- 7** Membership Growth
- 8** CIRSA Membership List
- 10** Insured Vehicles
- 11** Liability Claims
- 12** Police Claims
- 13** Property
- 14** Workers' Compensation
- 15** Financials
- 17** CIRSA Staff List

OUR MISSION

To provide Colorado municipalities with the knowledge, guidance, and resources they need to effectively manage risk and create the conditions for their communities and citizens to thrive.

CONTRIBUTIONS & MEMBER EQUITY

Over the Past 10 Years



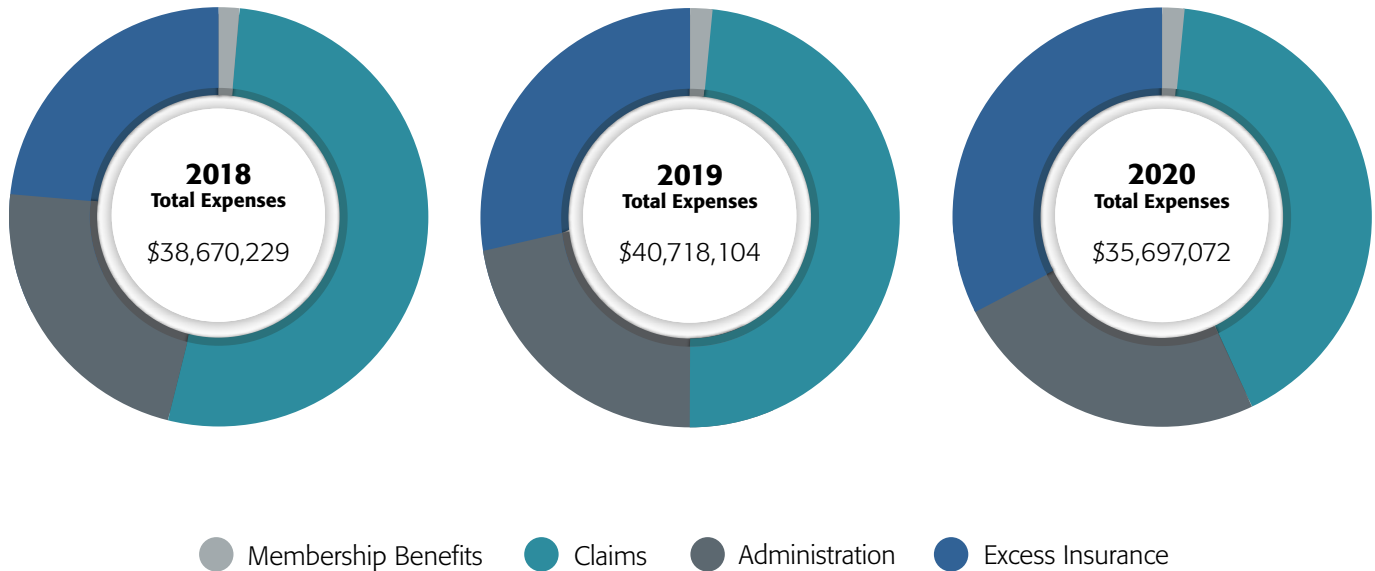
Each member has an individual member equity account. The sum-total of all member equity accounts equals the pools' total resources or working capital.

As of December 31, 2020, total member equity was **\$58,422,884.**

Net contributions were **\$4.7M or 17.6% higher** in 2020 than 2019 due to the addition of six new members.

TOTAL EXPENSES

Over the Past 3 Years



(Membership Benefits includes conferences, training, advisor support, scholarships and endowments)

Total expenses in 2020 **decreased \$5,021,032.**

Property/Casualty and Workers' Compensation claims for 2020 were **\$4,590,802 less** than 2019.

Excess insurance expenses **increased by \$45,398**,
Membership Benefits **decreased by \$277,062**,
Administration **decreased by \$198,566** in 2020.



MEMBERSHIP GROWTH

10 Year Growth



281 members participated in both pools in 2020.

The Property/Casualty pool was established in 1982 with 18 members. In 2020, membership **increased to 278 members.**

The Workers' Compensation pool was established in 1988 with 38 members. In 2020, membership **grew to 140 members.**



2021 CIRSA

MEMBERSHIP LIST

Town of Aguilar
Town of Akron
Town of Antonito
Arkansas River Power Authority
Town of Arriba
City of Aspen
Aspen/Pitkin County Housing Authority
Town of Avon
Town of Basalt
Town of Bayfield
Town of Bennett
Town of Berthoud
Town of Bethune
City of Black Hawk
Town of Blanca
Town of Blue River
Town of Boone
Town of Bow Mar
Town of Breckenridge
City of Brighton
Town of Brookside
City/County of Broomfield
City of Brush!
Brush Rural Fire Protection District
Town of Buena Vista
City of Burlington
Town of Calhan
Town of Campo
City of Cañon City
Town of Carbondale
City of Castle Pines
Town of Castle Rock
Town of Cedaredge
City of Centennial
Town of Center
City of Central City
City of Cherry Hills Village
Town of Cheyenne Wells

Church Ditch Water Authority
Town of Coal Creek
Town of Cokedale
Town of Collbran
Colorado Information Sharing Consortium
Colorado Rangers Law Enforcement Shared Reserve
City of Commerce City
City of Cortez
City of Craig
Town of Crawford
City of Creede, a Town
Town of Crested Butte
Town of Crestone
City of Cripple Creek
Town of Crowley
City of Dacono
Town of De Beque
Town of Deer Trail
City of Delta
Town of Dillon
Town of Dinosaur
Town of Dolores
City of Durango
Town of Eagle
Eagle Valley Library District
Town of Eaton
Eaton Housing Authority
Town of Eckley
City of Edgewater
Town of Elizabeth
Town of Empire
City of Englewood
Englewood Housing Authority
Town of Erie
Town of Estes Park
Estes Park Housing Authority
City of Evans

Town of Fairplay
City of Federal Heights
Town of Firestone
Flatiron Improvement District
Town of Fleming
City of Florence
Foothills Animal Shelter
City of Fort Lupton
City of Fort Morgan
City of Fountain
Town of Fowler
Town of Foxfield
Town of Fraser
Town of Frederick
Town of Frisco
City of Fruita
Town of Garden City
Garfield Clean Energy Collaborative
Garfield County Emergency Communications Authority
Town of Genoa
Town of Georgetown
Town of Gilcrest
City of Glendale
City of Glenwood Springs
City of Golden
Town of Granada
City of Grand Junction
Town of Grand Lake
Great Western Trail Authority
Town of Green Mountain Falls
City of Greenwood Village
Town of Grover
City of Gunnison
Gunnison/Hinsdale Combined Emergency Telephone Service Authority
Gunnison Valley Transportation Authority
Town of Gypsum

Town of Hartman
Town of Haswell
Town of Haxtun
Town of Hayden
Town of Hillrose
Historic Arkansas Riverwalk of Pueblo Authority
Town of Holly
City of Holyoke
Holyoke Housing Authority
Town of Hooper
Town of Hot Sulphur Springs
Town of Hotchkiss
Housing Authority of the City of Brighton
Housing Authority of the City of Pueblo
Town of Hudson
Hudson Housing Authority - Prairie View Apartments
Town of Hugo
City of Idaho Springs
Town of Ignacio
Town of Iliff
Town of Jamestown
Jefferson Parkway Public Highway Authority
Town of Johnstown
Town of Julesburg
Town of Keenesburg
Town of Kersey
Town of Kim
Town of Kiowa
Town of Kit Carson
Town of Kremmling
Town of La Jara
City of La Junta
Town of La Veta
City of Lafayette
Town of Lake City



2021 CIRSA

MEMBERSHIP LIST

Town of Lakeside
City of Lamar
Lamar Housing Authority
Larimer Emergency
Telephone Authority
Town of Larkspur
City of Las Animas
Las Animas County
E911 Authority
City of Leadville
Town of Limon
City of Littleton
Town of Lochbuie
Town of Log Lane Village
City of Lone Tree
City of Loveland
Town of Lyons
Town of Mancos
City of Manitou Springs
Town of Marble
Town of Mead
Town of Meeker
Town of Merino
Town of Milliken
Town of Minturn
Town of Moffat
Moffat County Local
Marketing District
City of Monte Vista
Town of Montezuma
City of Montrose
Town of Monument
Town of Morrison
Mountain Express
Transportation System
Town of Mountain View
Town of Mountain Village
Town of Mt. Crested Butte
Mustang Water Authority

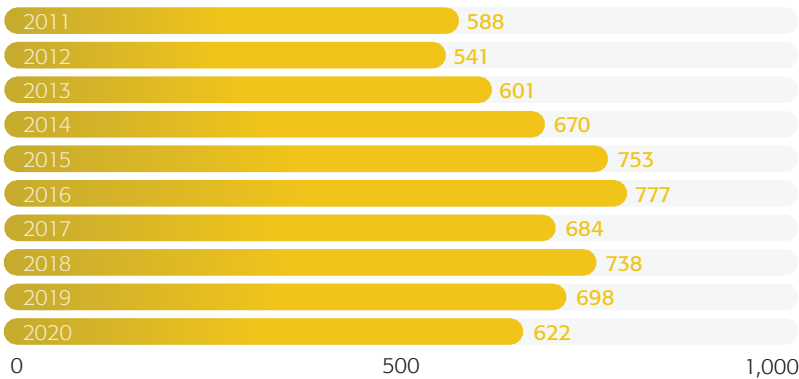
Town of Naturita
Town of Nederland
Town of New Castle
North Front Range MPO
North Metro Task Force
North Park Fire Rescue Authority
City of Northglenn
Northwest Colorado Council
of Governments
Northwest Parkway Public
Highway Authority
Town of Norwood
Town of Nucla
Town of Nunn
Town of Oak Creek
Town of Olathe
Old Dillon Reservoir Water
Authority
Town of Olney Springs
Town of Ophir
Town of Orchard City
Town of Ordway
Town of Otis
City of Ouray
Town of Pagosa Springs
Town of Palisade
Town of Palmer Lake
Town of Paoli
Town of Paonia
Town of Parachute
Town of Peetz
Town of Pitkin
Town of Platteville
Town of Poncha Springs
City of Pueblo
Pueblo Department of Public
Health and Environment
Pueblo Regional Building
Department

Pueblo Urban Renewal Authority
Town of Ramah
Town of Rangely
Town of Raymer
Town of Red Cliff
Regional Housing Alliance
of La Plata County
Town of Rico
Town of Ridgway
City of Rifle
Roaring Fork Transportation
Authority
Town of Rockvale
City of Rocky Ford
Town of Romeo
Town of Rye
Town of Saguache
City of Salida
Town of San Luis
San Miguel Authority for
Regional Transportation
Town of Sanford
Town of Sawpit
Town of Sedgwick
Town of Severance
City of Sheridan
Town of Silt
Town of Silver Cliff
Town of Silver Plume
Town of Silverthorne
Town of Silverton
Town of Simla
Town of Snowmass Village
Town of South Fork
South Routt Library District
Southwest Colorado Council
of Governments
Town of Springfield
Town of Starkville

City of Steamboat Springs
City of Sterling
Town of Stratton
Town of Sugar City
Summit County
Telecommunications
Consortium
Town of Swink
Town of Telluride
City of Thornton
Town of Timnath
City of Trinidad
Town of Vail
City of Victor
Town of Vilas
Town of Vona
Town of Walden
City of Walsenburg
Town of Walsh
Town of Ward
Town of Westcliffe
Western Colorado Regional
Dispatch Center
City of Westminster
City of Wheat Ridge
Town of Wiggins
Town of Williamsburg
Town of Windsor
Windsor Housing Authority
Town of Winter Park
Woman Creek Reservoir
Authority
City of Woodland Park
City of Wray
Yampa Valley Housing
Authority
City of Yuma

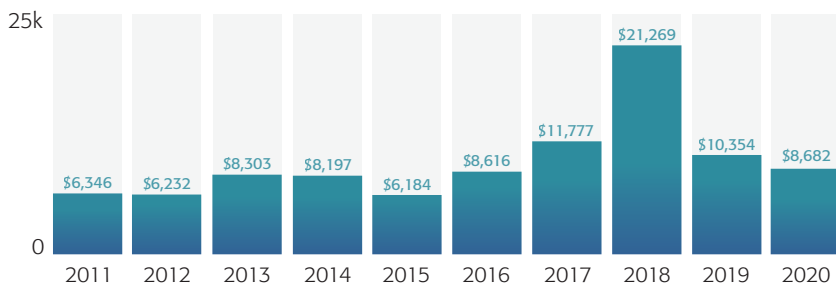
INSURED VEHICLES

Number of Claims



The total number of claims **decreased by 76.**

Ten Year Average Incurred Per Claim



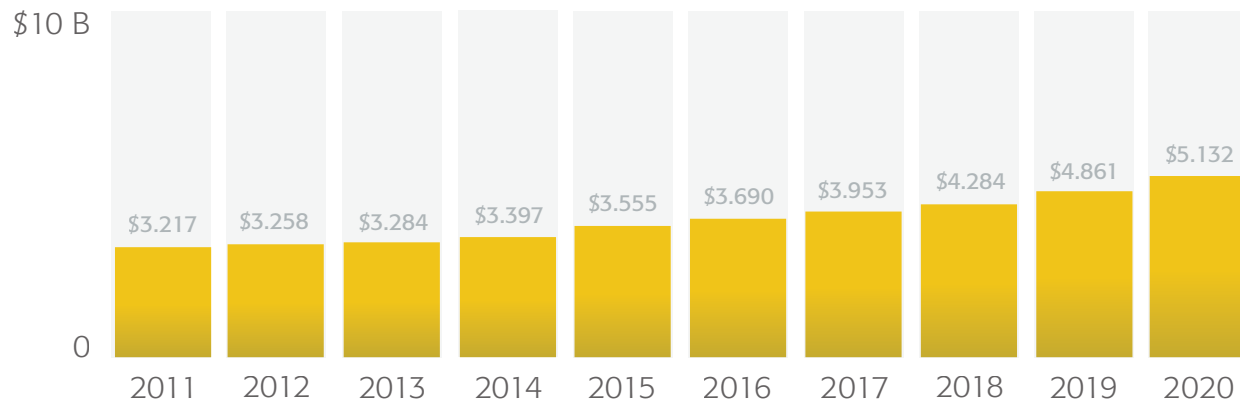
The average cost of each claim **decreased by \$1,672.**



In 2020, total insured vehicles
increased to 13,624.

LIABILITY CLAIMS

Total Member Operating Expenditures



In 2020, total member operating expenditures **increased to over \$5.1 Billion.**

While operating expenditures have grown, the number of filed claims **decreased.**

The average cost for each claim **increased to \$18,823.**

POLICE CLAIMS

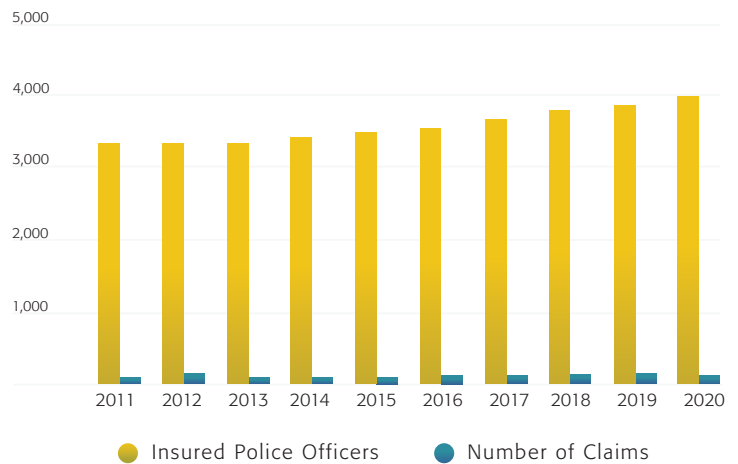


In 2020, total insured police officers **increased to 3,988**.

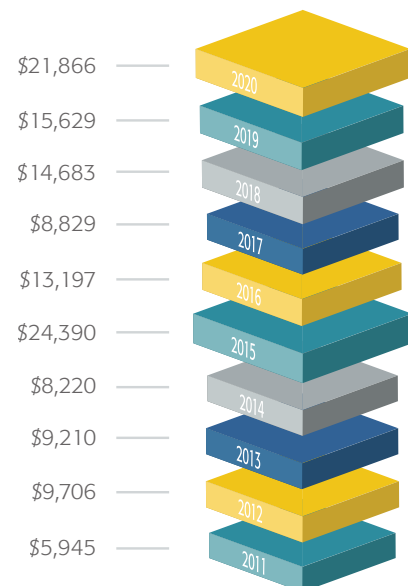
The total number of claims **decreased from 126** in 2019 **to 116** in 2020.

The average cost per claim **increased to \$21,866** in 2020.

Police Professional Liability - Claims Per 100 Insured Police Officers

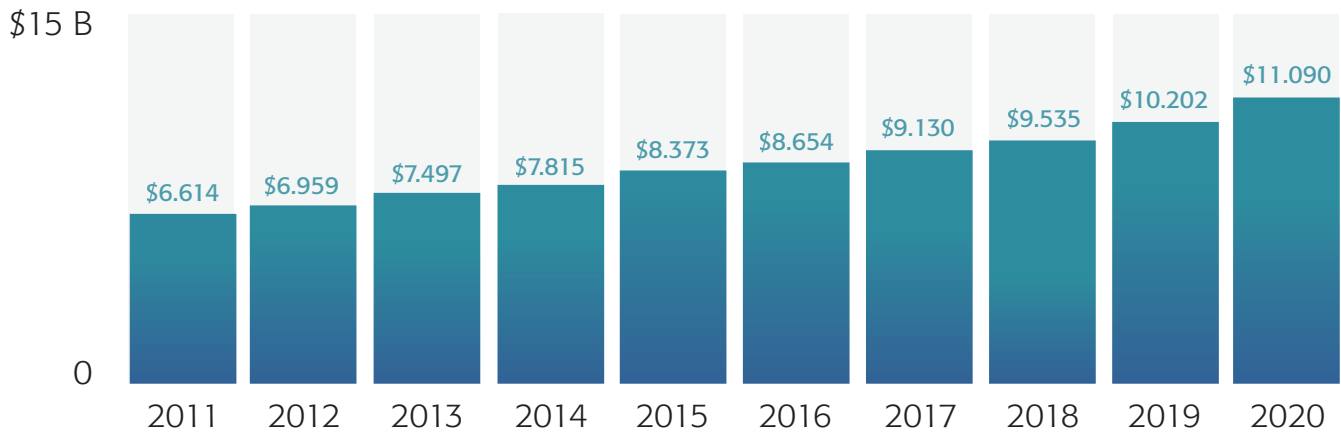


Ten Year Average Incurred Per Claim



PROPERTY

Total Insured Property Values (in Billions)



In 2020, total insured property values **increased to over \$11 Billion.**

The number of claims filed **decreased from 377** in 2019 **to 323** in 2020.

The average cost per claim **decreased from \$13,377** in 2019 **to \$10,848** in 2020.

WORKERS' COMPENSATION

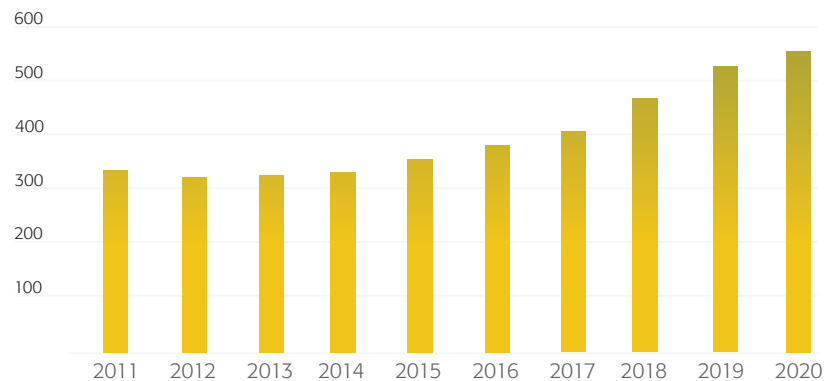


In 2020, total covered payroll **increased to over \$558 Million.**

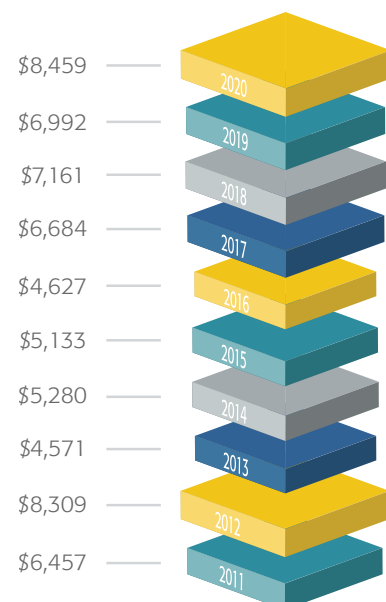
The average cost per claim **increased to \$8,459** in 2020.

The total number of claims **decreased from 783** in 2019 **to 596** in 2020.

Covered Payroll (in Millions)



Ten Year Average Incurred Per Claim



FINANCIALS

STATEMENTS OF NET POSITION

ASSETS

Current Assets:

Investments in debt securities, at fair value (amortized cost of \$14,772,349 and \$13,305,547 at December 31, 2020 and 2019, respectively)

Cash & cash equivalents

Accrued investment income

Receivable from members

Excess insurance receivable, net

Prepaid expenses

Other assets

Total current assets

As of
December 31, 2020

As of
December 31, 2019

14,920,578	13,320,129
19,199,258	21,800,063
240,308	288,781
947,164	607,778
2,653,365	2,208,205
1,160,333	282,412
2,621	3,135

39,123,627 38,510,503

Noncurrent Assets:

Investments in debt securities, at fair value (amortized cost of \$48,733,283 and \$43,520,806 at December 31, 2020 and 2019, respectively)

Deposit with NLC Mutual Insurance Company

Capital assets, net

Total noncurrent assets

Total assets

50,551,734	44,250,348
697,901	697,901
3,800,468	3,896,093

55,050,103 48,844,342

94,173,730 87,354,845

LIABILITIES AND NET POSITION

Current Liabilities:

Reserves for unpaid losses and loss adjustment expenses, net of excess insurance recoverables

Accounts payable and accrued liabilities

Member credits payable

Special contribution plan deposits

Unearned member contributions

Total current liabilities

12,565,000	12,621,000
453,449	1,150,315
1,229,366	1,076,350
25,000	25,000
97,737	73,320

14,370,552 14,945,985

Noncurrent Liabilities:

Reserves for unpaid losses and loss adjustment expenses, net of excess insurance recoverables

Total noncurrent liabilities

Total liabilities

21,380,294	22,434,172
------------	------------

21,380,294 22,434,172

35,750,846 37,380,157

Net Position:

Invested in capital assets

Restricted

Unrestricted

Total net position

Total liabilities and net position

3,800,468	3,896,093
527,625	521,329
54,094,791	45,557,266

58,422,884 49,974,688

94,173,730 87,354,845

FINANCIALS

STATEMENTS OF REVENUE, EXPENSE AND CHANGES IN NET POSITION

	As of December 31, 2020	As of December 31, 2019
Operating Revenues:		
Member contributions earned (net of excess insurance and reinsurance premiums and brokerage commissions of \$11,605,670 and \$11,560,272 in 2020 and 2019, respectively)	31,048,151	26,395,018
Total operating revenues	31,048,151	26,395,018
Operating Expenses:		
Losses and Loss adjustment expenses	14,923,537	19,514,339
General and administrative	9,167,865	9,643,493
Total operating expenses	24,091,402	29,157,832
Operating income (loss)	6,956,749	(2,762,814)
Nonoperating Revenue:		
Net investment income	2,448,621	2,984,280
Income before distributions	9,405,370	221,466
Distributions and credits to members and withdrawn members	(957,174)	(791,271)
Increase (decrease) in net position	8,448,196	(569,805)
Net position, beginning of year	49,974,688	50,544,493
Net position, end of year	58,422,884	49,974,688

In 2020, CIRSA's net position
increased \$8,448,196.

2021 CIRSA STAFF

EXECUTIVE

Tami A. Tanoue, JD
Executive Director

Mary Beth Brown
Operations Manager

Jo Moeller
Administrative Assistant

GENERAL COUNSEL

Samuel J. Light

LOSS CONTROL

Greg Barlow, CSP, CIT
Loss Control Manager

Jay Williamson, CSP, ARM, ALCM, CHCM
Loss Control Supervisor

I. Cristina Barthle, CIH, CSP
Senior Loss Control Representative

Nicholas Paoli, CSP, ARM, CFPS
Loss Control Representative

Sarah Hiett, STS, COSS
Loss Control Trainer/Representative

David Krajicek, CSP, CHMM
Loss Control Representative/Industrial Hygienist

Eileen Chavez, MED
Training & Event Specialist

Michael Spector
Safety & Risk Management Trainer

Channa Chavez
Loss Control Coordinator

MEMBERSHIP SERVICES

Courtney Fagan, ARM
Strategy & Member Engagement Manager

Alex Orford
Graphic Design & Production Specialist

Destiny Johnson, CAP
Marketing Coordinator

CLAIMS

Mike Wagner, SCLA
Claims Manager

PROPERTY/CASUALTY

Dianne Dale Hall
PC Claims Supervisor

Bethany Ross
Liability Claims Specialist

Craig Stevens
Property Claims Specialist

Susan M. Eisenhower
Senior PC Claims Representative
(Montrose Office)

Nile D. Knez, CCLA
Senior PC Claims Representative

Bruce McKenney, SCLA, AIC
Senior PC Claims Representative

Francesca Pellerano, CPCU
Senior PC Claims Representative

Beverly Perry, CCLA/FCLA
PC Claims Representative

Linda Murphy
Administrative Assistant

WORKERS' COMPENSATION

Marla Myers
WC Claims Supervisor

Anthony Moore
Senior Multi-Line Claims Representative

Lara E. Wilber
Senior PC Claims Representative

Amanda LeClair
Senior WC Examiner

Amanda Longacre, WCLA
WC Claims Examiner

TJ Benavides
Claims Representative Trainee

FINANCE

Linda Black, CPA, FCPA
Chief Financial Officer

Troy Krumland
Senior Accountant

Luke Driscoll
Financial Analyst/Accountant

Layla Bussard
Senior Accounting Technician

Meghan Green
Accounting Clerk

INFORMATION TECHNOLOGY

David Beacham
IT Manager

Trace Fieseler, ITIL
Risk Technology Officer

Erik Schriewer
Senior System Administrator

UNDERWRITING

Jill Padbury, CIC
Underwriting Manager

Jessica M. Cowlshaw, CIC
Senior Underwriting Representative

Debbie Coleman
Senior Underwriting Representative

Catherine A. Wegman
Underwriting Representative

Deanna Erickson
Underwriting Representative

Monique Ferguson
Administrative Assistant

